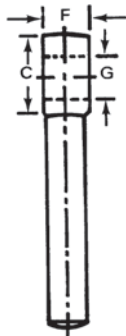
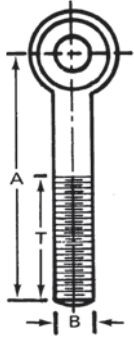




# STAINLESS STEEL

## STAINLESS STEEL MACHINED ROD ENDS – TYPE 316



Part No.	Thread Pitch	Dimensions – Inches					Weight Per 100
		Length in Inches (A)*	Thread Length (T)	Hole I.D. (G)	Boss Diameter (C)	Boss Thickness (F)	
18541 7	1/4"-20	2"	3/4"	3/16"	1/2"	9/32"	4
18543 1	1/4"-20	2"	3/4"	1/4"	1/2"	9/32"	4
18545 5	1/4"-20	3"	3/4"	3/16"	1/2"	9/32"	4
18548 6	1/4"-20	3"	3/4"	1/4"	1/2"	9/32"	4
18550 9	1/4"-20	4"	3/4"	3/16"	1/2"	9/32"	5
18553 0	1/4"-20	4"	3/4"	1/4"	1/2"	9/32"	5
18554 7	5/16"-18	3"	1-1/2"	1/4"	5/8"	11/32"	8
18556 1	5/16"-18	3"	1-1/2"	5/16"	5/8"	11/32"	8
18558 5	5/16"-18	4"	2"	1/4"	5/8"	11/32"	9
18559 2	5/16"-18	4"	2"	5/16"	5/8"	11/32"	9
18561 5	3/8"-16	3"	1-1/2"	5/16"	3/4"	7/16"	12
18566 0	3/8"-16	3"	1-1/2"	3/8"	3/4"	7/16"	12
18562 2	3/8"-16	3-3/4"	2"	3/8"	3/4"	7/16"	14
11528 2	3/8"-16	4"	1-1/2"	3/8"	3/4"	7/16"	16
18564 6	3/8"-16	5"	2-1/2"	3/8"	3/4"	7/16"	18
18570 7	1/2"-13	3-3/4"	1-1/2"	3/8"	1"	9/16"	29
18571 4	1/2"-13	4"	1-1/2"	3/8"	1"	9/16"	30
18580 6	1/2"-13	4"	1-1/2"	1/2"	1"	9/16"	30
18572 1	1/2"-13	5"	1-1/2"	3/8"	1"	9/16"	36
18575 2	1/2"-13	5"	2"	3/8"	1"	9/16"	36
18573 8	1/2"-13	6"	1-1/2"	3/8"	1"	9/16"	42
18590 5	5/8"-11	4-1/2"	2"	5/8"	1-1/4"	11/16"	50
18574 5	5/8"-11	5"	1-3/4"	5/8"	1-1/4"	11/16"	55
18576 9	5/8"-11	6"	1-3/4"	5/8"	1-1/4"	11/16"	63
18577 6	5/8"-11	6"	2-1/2"	5/8"	1-1/4"	11/16"	63
18608 7	3/4"-10	4-1/2"	2"	3/4"	1-1/2"	13/16"	77
18578 3	3/4"-10	5"	1-3/4"	5/8"	1-1/2"	13/16"	83
18579 0	3/4"-10	6"	1-3/4"	5/8"	1-1/2"	13/16"	95
18612 4	3/4"-10	6"	2-1/2"	3/4"	1-1/2"	13/16"	95
18620 9	7/8"-9	6"	2"	3/4"	1-3/4"	15/16"	146
18625 4	7/8"-9	6"	2"	7/8"	1-3/4"	15/16"	146

\* Measured from center of boss

## DROP FORGED BLANK ROD ENDS TYPE 316 STAINLESS STEEL

Stock No.	Part No.	Diameter Inches	*Length Inches	Weight Per 100
C-134SS	18540 0	1/4"	3"	6.1
C-134SS-A	18555 4	1/4"	6"	11
C-135SS	18557 8	5/16"	3"	9.5
C-135SS-A	18560 6	5/16"	6"	18
C-217SS	18535 6	3/8"	3"	14
C-136SS	18563 9	3/8"	6"	25.5
C-138SS	18565 3	1/2"	6"	47
C-139SS	18585 1	5/8"	6"	77.5
C-140SS	18605 6	3/4"	6"	112
C-141SS	18615 5	7/8"	6"	164

\* Measured from center of boss  
See page 28 for additional dimensional information.



# STAINLESS STEEL



Regular



Shoulder

## DROP FORGED EYE BOLTS TYPE 316 STAINLESS STEEL

Diameter & Shank Length	Regular		Shoulder	
	Part No.	Weight Per 100	Part No.	Weight Per 100
1/4" x 2"	08205 1	6.4	08605 9	7.4
1/4" x 3"	08208 2	8	N.A.	N.A.
1/4" x 4"	08211 2	9.3	08611 0	10.7
1/4" x 5"	08214 3	10.4	N.A.	N.A.
1/4" x 6"	08217 4	11.8	N.A.	N.A.
5/16" x 2-1/4"	08222 8	12.7	08622 6	12.9
5/16" x 3-1/4"	08225 9	15	N.A.	N.A.
5/16" x 4-1/4"	08228 0	16.5	08628 8	16.8
3/8" x 2-1/2"	08239 6	19.2	08639 4	21
3/8" x 4-1/4"	08245 7	24.4	08645 5	29
1/2" x 3-1/4"	08262 4	46	08662 2	46
1/2" x 6"	08268 6	60	08668 4	63
5/8" x 4-1/2"	08282 2	79	08682 0	99



## THIMBLES TYPE 304 STAINLESS STEEL

Rope Diameter	Part No.	Weight Per 100
1/8"	22305 8	2.1
3/16"	22310 2	2.1
1/4"	22315 7	3.4
5/16"	22320 1	4.6
3/8"	22325 6	9
1/2"	22335 5	17

NOTE:  
Hex Nuts  
are imported

See page 13 for additional  
dimensional information.

See pages 14-15 for additional dimensional information.

# STAINLESS STEEL

## 304 STAINLESS STEEL 36" - 72" - 144" LENGTHS

Thread Diameter	36" Length Part No.	72" Length Part No.	144" Length Part No.	Est. Wt Per 100 Ft. (lbs)
6 - 32	37011 0	37014 1	37020 2	3.6
8 - 32	37031 8	37034 9	37040 0	5.3
12 - 24	37071 4	37074 5	37080 6	9.2
1/4" - 20	37091 2	37094 3	37100 1	12.1
5/16" - 18	37111 7	37114 8	37120 9	19.6
3/8" - 16	37131 5	37134 6	37140 7	28.7
7/16" - 14	37151 3	37154 4	37160 5	39.8
1/2" - 13	37171 1	37174 2	37180 3	52.6
9/16" - 12	37191 9	37194 0	37200 8	66.7
5/8" - 11	37211 4	37214 5	37220 6	83.3
3/4" - 10	37231 2	37234 3	37240 4	123
7/8" - 9	37251 0	37254 1	37260 2	170
1" - 8	37271 8	37274 9	37280 0	223



## WIRE ROPE CLIPS TYPE 304 STAINLESS STEEL

Stock No.	Rope Size	Part No.	Weight Per 100
2	1/16" - 3/32"	23605 8	5
4	1/8" - 5/32"	23610 2	7
6	3/16" - 7/32"	23615 7	11
8	1/4" - 5/16"	23620 1	18
10	3/8"	23630 0	38
12	7/16" - 1/2"	23635 5	55



# STAINLESS STEEL

## MACHINERY EYE BOLTS – THREADED TYPE 316 STAINLESS STEEL



Shoulder

### SHOULDER PATTERN

Shoulder Pattern No.	Bolt Dia.	Shank Length	Part No.	Weight Per 100
21SS	1/4"	1"	13105 6	6
22SS	5/16"	1-1/8"	13125 4	10
23SS	3/8"	1-1/4"	13145 2	16
25SS	1/2"	1-1/2"	13185 8	38
27SS	5/8"	1-3/4"	13225 1	73.5
28SS	3/4"	2"	13248 0	99.5

See pg. 18 for additional dimensional information.



### SPECIAL LENGTH SHOULDER PATTERN

Bolt Dia.	Shank Length	Part No.	Weight Per 100
1/4"	3"	13110 0	10
5/16"	3"	13130 8	14
3/8"	3"	13150 6	22
1/2"	3"	13190 2	44
5/8"	3"	13230 5	82



Plain

### PLAIN PATTERN

Plain Pattern No.	Bolt Dia.	Shank Length	Part No.	Weight Per 100
1SS	1/4"	1"	14205 2	5
2SS	5/16"	1-1/8"	14210 6	10.5
3SS	3/8"	1-1/4"	14215 1	15.5
5SS	1/2"	1-1/2"	14220 5	33
7SS	5/8"	1-3/4"	14225 0	64
8SS	3/4"	2"	14230 4	90.5



### SPECIAL LENGTH PLAIN PATTERN

Bolt Dia.	Shank Length	Part No.	Weight Per 100
1/4"	3"	14240 3	10
5/16"	3"	14250 2	14
3/8"	3"	14260 1	18
1/2"	3"	14270 0	38
5/8"	3"	14280 9	70



### REGULAR DROP FORGED EYE NUTS TYPE 316 STAINLESS STEEL

Bail Size	Tap Size	Drilled & Tapped	
		Part No.	Weight Per 100
1/4"	1/4" - 20	16505 1	8.2
1/4"	5/16" - 18	16510 5	8
3/8"	3/8" - 16	16520 4	34
3/8"	1/2" - 13	16525 9	29.3
1/2"	5/8" - 11	16530 3	61.5
5/8"	3/4" - 10	16535 8	103

See page 26 for additional dimensional information.



### HEAVY DUTY DROP FORGED EYE NUTS TYPE 316 STAINLESS STEEL

Stock No.	Tap Size	Part No.	Weight Per 100
100SS	3/8" - 16	17505 0	15
101SS	1/2" - 13	17510 4	37.5
102SS	5/8" - 11	17515 9	82.5
103SS	3/4" - 10	17520 3	145

# STAINLESS STEEL



## TURNED EYE BOLTS – MACHINE THREAD TYPE 304 STAINLESS STEEL



Stock No.	Thread Diameter	Part No.	Shank Length	Weight Per 100
A-1SS	1/8" (6-32)	07255 7	3/4"	.75
B-1SS	5/32" (8-32)	07260 1	1-1/8"	1.31
C-1SS	3/16" (10-24)	07265 6	1"	1.81
C-2SS	3/16" (10-24)	07270 0	1-3/8"	1.875
C-3SS	3/16" (10-24)	07275 5	2"	2.375
C-4SS	3/16" (10-24)	07280 9	3"	2.94
E-1SS	1/4"-20	07290 8	1"	3.75
E-2SS	1/4"-20	07295 3	1-1/2"	4.375
E-2SS-A	1/4"-20	07297 7	1-7/8"	5.2
E-3SS	1/4"-20	07305 9	2"	5
E-4SS	1/4"-20	07310 3	2-1/2"	5.6
E-5SS	1/4"-20	07315 8	3"	6.3
E-6SS	1/4"-20	07320 2	3-1/2"	6.9
E-7SS	1/4"-20	07325 7	4"	7.5
E-8SS	1/4"-20	07330 1	5"	8
E-9SS	1/4"-20	07335 6	6"	9
F-1SS	5/16"-18	07340 0	1"	7
F-2SS	5/16"-18	07345 5	2"	9
F-2SS-A	5/16"-18	07347 9	2-1/4"	9.7
F-3SS	5/16"-18	07355 4	2-1/2"	10

Stock No.	Thread Diameter	Part No.	Shank Length	Weight Per 100
F-4SS	5/16"-18	07360 8	3"	11
F-5SS	5/16"-18	07365 3	3-1/2"	11
F-6SS	5/16"-18	07370 7	4"	12
F-7SS	5/16"-18	07375 2	5"	14
F-8SS	5/16"-18	07380 6	6"	15
F-9SS	5/16"-18	07385 1	6-1/2"	18
G-1SS	3/8"-16	07390 5	1"	12
G-2SS	3/8"-16	07395 0	2"	15
G-2SS-A	3/8"-16	07397 4	2-1/2"	15.7
G-3SS	3/8"-16	07405 6	2-1/2"	15.5
G-4SS	3/8"-16	07410 0	3"	17
G-5SS	3/8"-16	07415 5	3-1/2"	18
G-6SS	3/8"-16	07420 9	4"	21
G-7SS	3/8"-16	07425 4	5"	22
G-8SS	3/8"-16	07430 8	6"	24
G-9SS	3/8"-16	07435 3	8"	30
J-1SS	1/2"-13	07460 5	2"	33
J-2SS	1/2"-13	07465 0	4"	41
J-3SS	1/2"-13	07470 4	6"	50
J-4SS	1/2"-13	07475 9	8"	58

See page 35 for additional dimensional information.

NOTE:  
Hex Nuts  
are imported

## S-HOOKS – TYPE 304 STAINLESS STEEL

Stock No.	Part No.	Dimensions – Inches				Weight Per 100 (lbs)	Working Load Limit (lbs)
		Wire Diameter	Overall Length	Hooks Inside Dia.	Opening Hooks		
S-1SS	06211 4	.080"	3/4"	1/4"	1/8"	.26	7
S-1SS-A	06213 8	.105"	1"	5/16"	5/32"	.55	16
S-2SS	06214 5	.114"	1-1/4"	3/8"	3/16"	.83	17
S-2SS-A	06215 2	.148"	1-1/2"	7/16"	7/32"	1.62	26
S-3SS	06217 6	.186"	1-3/4"	1/2"	1/4"	1.62	40
S-4SS	06220 8	.220"	2-1/8"	5/8"	5/16"	5.15	58
S-5SS	06223 7	.250"	2-1/2"	3/4"	7/16"	7.5	70
S-6SS	06226 8	.312"	3"	7/8"	1/2"	13.9	132
S-7SS	06229 9	.375"	3-1/2"	1"	1/2"	23.44	170



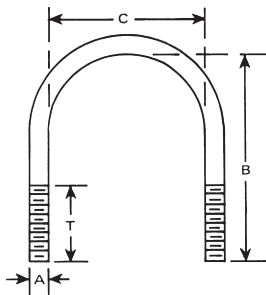
See page 31 for additional dimensional information.



# STAINLESS STEEL



## ROUND BEND U-BOLTS – TYPE 304 STAINLESS STEEL



NOTE:  
Hex Nuts  
are imported

Dimensions U-Bolts Only (A x C x B)	Pipe Size	Stainless Steel U-Bolts & 2 Nuts			Stainless Steel U-Bolts Plates & 2 Nuts		
		Stock No.	Part No.	Weight Per 100	Stock No.	Part No.	Weight Per 100
1/4" x 9/16" x 1-1/4"	1/4"	01SS	50405 8	5	1SS	50605 2	7
1/4" x 3/4" x 1-1/4"	3/8"	02SS	50408 9	5	2SS	50608 3	7
1/4" x 3/4" x 2-1/4"	3/8"	03SS	50411 9	7	3SS	50611 3	9
1/4" x 1" x 1-3/4"	1/2"	04SS	50414 0	7	4SS	50614 4	9
1/4" x 1-1/8" x 2"	3/4"	05SS	50420 1	7	5SS	50620 5	9
1/4" x 1-1/4" x 2-1/4"	3/4"	06SS	50426 3	7.5	6SS	50626 7	10
1/4" x 1-1/2" x 2-3/4"	1"	07SS	50429 4	9	7SS	50629 8	12
1/4" x 1-3/4" x 3"	1-1/4"	08SS	50432 4	9	8SS	50632 8	12
1/4" x 2" x 3-1/4"	1-1/2"	09SS	50435 5	9.5	9SS	50635 9	14
5/16" x 1" x 2-3/16"	1/2"	010SS	50438 6	11	10SS	50638 0	14
5/16" x 1-3/8" x 2-3/16"	1"	011SS	50444 7	12	11SS	50644 1	15
5/16" x 1-1/2" x 2-3/16"	1"	012SS	50450 8	12	12SS	50650 2	15
5/16" x 1-3/4" x 2-11/16"	1-1/4"	013SS	50453 9	13	13SS	50653 3	17.5
5/16" x 2" x 2-11/16"	1-1/2"	014SS	50459 1	14	14SS	50659 5	19
5/16" x 2-1/2" x 3-3/16"	2"	015SS	50465 2	16	15SS	50665 6	21
5/16" x 3" x 3-11/16"	2-1/2"	016SS	50471 3	18	16SS	50671 7	24
3/8" x 1" x 2-1/4"	1/2"	017SS	50474 4	17.5	17SS	50674 8	22.5
3/8" x 1-1/4" x 2-1/4"	3/4"	018SS	50477 5	18	18SS	50677 9	24
3/8" x 1-1/2" x 2-1/2"	1"	019SS	50480 5	18.5	19SS	50680 9	26
3/8" x 1-3/4" x 2-3/4"	1-1/4"	020SS	50483 6	20	20SS	50683 0	27.5
3/8" x 2" x 2-5/8"	1-1/2"	021SS	50486 7	20	21SS	50686 1	29
3/8" x 2-1/2" x 3-1/8"	2"	022SS	50489 8	24.5	22SS	50689 2	33
3/8" x 3" x 3-5/8"	2-1/2"	023SS	50492 8	26	23SS	50692 2	38
3/8" x 3-1/2" x 4-1/8"	3"	024SS	50495 9	30	24SS	50698 4	42.5
1/2" x 3" x 4-1/2"	2-1/2"	025SS	50497 3	59	25SS	50701 1	71
1/2" x 3-1/2" x 5"	3"	026SS	50500 0	64	26SS	50704 2	78
1/2" x 4" x 5-1/2"	3-1/2"	027SS	50503 1	70	27SS	50710 3	87
1/2" x 4-1/2" x 6"	4"	028SS	50506 2	75	28SS	50713 4	92.5
1/2" x 5-5/8" x 7-1/4"	5"	029SS	50509 3	90	N.A.	N.A.	N.A.
1/2" x 6-3/4" x 8-3/8"	6"	030SS	50512 3	101	N.A.	N.A.	N.A.
1/2" x 8-3/4" x 10-3/8"	8"	031SS	50515 4	120	N.A.	N.A.	N.A.
*3/4" x 10-7/8" x 13-13/16"	10"	032SS	50560 4	440	N.A.	N.A.	N.A.
*7/8" x 12-7/8" x 16-1/16"	12"	033SS	50570 3	710	N.A.	N.A.	N.A.
*7/8" x 14-1/8" x 17-5/16"	14"	034SS	50574 1	755	N.A.	N.A.	N.A.
*7/8" x 16-1/8" x 19-5/16"	16"	035SS	50578 9	850	N.A.	N.A.	N.A.

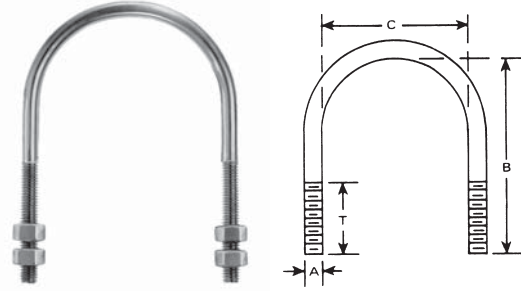
\*Full Stock Diameter with Cut Thread

See pages 32-34 for additional  
dimensional information.

# STAINLESS STEEL



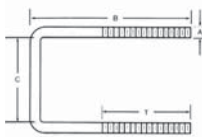
## ROUND BEND LONG TANGENT U-BOLTS WITH 4 NUTS TYPE 304 STAINLESS STEEL



Stock No.	Part No.	Pipe Size	Diameter (A)	Inside Width (C)	Inside Length (B)	Thread Length (T)	Weight Per 100
LT-BSS	51660 0	1/2"	1/4" - 20	7/8"	2-15/16"	2-1/2"	9
LT-CSS	51665 5	3/4"	1/4" - 20	1-1/8"	3-3/16"	2-1/2"	10
LT-DSS	51670 9	1"	1/4" - 20	1-3/8"	3-7/16"	2-1/2"	11
LT-1SS	51705 8	1/2"	3/8" - 16	15/16"	3"	2-3/8"	24
LT-2SS	51710 2	3/4"	3/8" - 16	1-1/8"	3-5/16"	2-3/8"	25.5
LT-3SS	51715 7	1"	3/8" - 16	1-3/8"	3-7/16"	2-3/8"	26.5
LT-4SS	51720 1	1-1/4"	3/8" - 16	1-11/16"	3-23/32"	2-3/8"	28
LT-5SS	51725 6	1-1/2"	3/8" - 16	2"	4"	2-1/2"	30
LT-6SS	51730 0	2"	3/8" - 16	2-7/16"	4-7/16"	2-1/2"	33
LT-7SS	51735 5	2-1/2"	1/2" - 13	2-15/16"	5-7/32"	3"	71
LT-8SS	51740 9	3"	1/2" - 13	3-9/16"	5-3/4"	3"	77
LT-9SS	51745 4	3-1/2"	1/2" - 13	4-1/16"	6-1/4"	3"	82
LT-10SS	51750 8	4"	1/2" - 13	4-9/16"	6-3/4"	3"	89
LT-11SS	51755 3	5"	1/2" - 13	5-5/8"	7-13/16"	3"	101
LT-12SS	51760 7	6"	5/8" - 11	6-3/4"	9-1/2"	3-3/4"	194.5
LT-13SS	51765 2	8"	5/8" - 11	8-3/4"	11-1/8"	3-3/4"	223.5
LT-14SS	51770 6	10"	3/4" - 10	10 -7/8"	13-13/16"	4"	460

NOTE:  
Hex Nuts  
are imported

See page 34 for additional dimensional information.



## SQUARE BEND U-BOLTS WITH 2 NUTS AND 2 WASHERS TYPE 304 STAINLESS STEEL

Stock No.	Part No.	Diameter (A)	Inside Width (C)	Overall Length (B)	Thread Length (T)	Weight Per 100
SB-1SS	51105 6	3/8" - 16	2"	3"	1-1/2"	25.5
SB-2SS	51110 0	3/8" - 16	2"	5"	3"	35.5
SB-3SS	51115 5	3/8" - 16	2"	7"	3-3/4"	44.5
SB-4SS	51120 9	3/8" - 16	4"	3"	1-1/2"	29.5
SB-5SS	51125 4	3/8" - 16	4"	5"	3"	40
SB-6SS	51130 8	3/8" - 16	4"	7"	3-3/4"	49.5
SB-7SS	51135 3	3/8" - 16	6"	5"	3"	44.5
SB-8SS	51140 7	3/8" - 16	6"	7"	3-3/4"	56
SB-9SS	51145 2	3/8" - 16	6"	9"	5-5/8"	63

NOTE:  
Hex Nuts  
and Washers  
are imported

See page 34 for additional dimensional information.